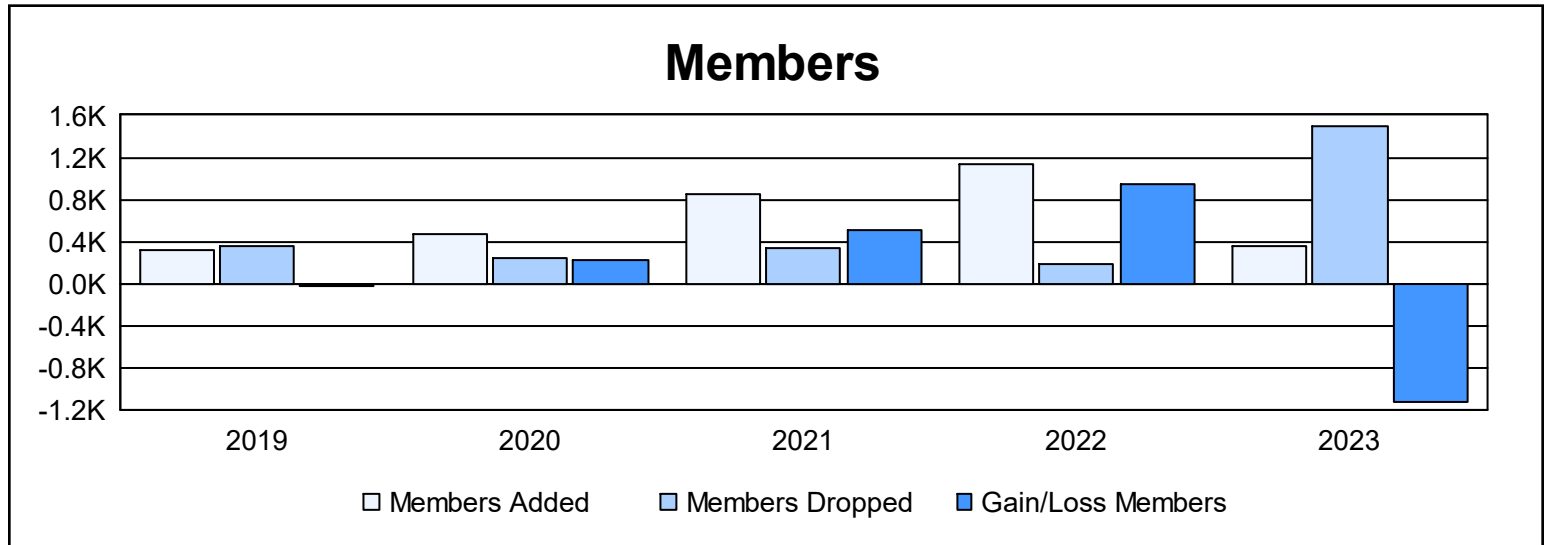
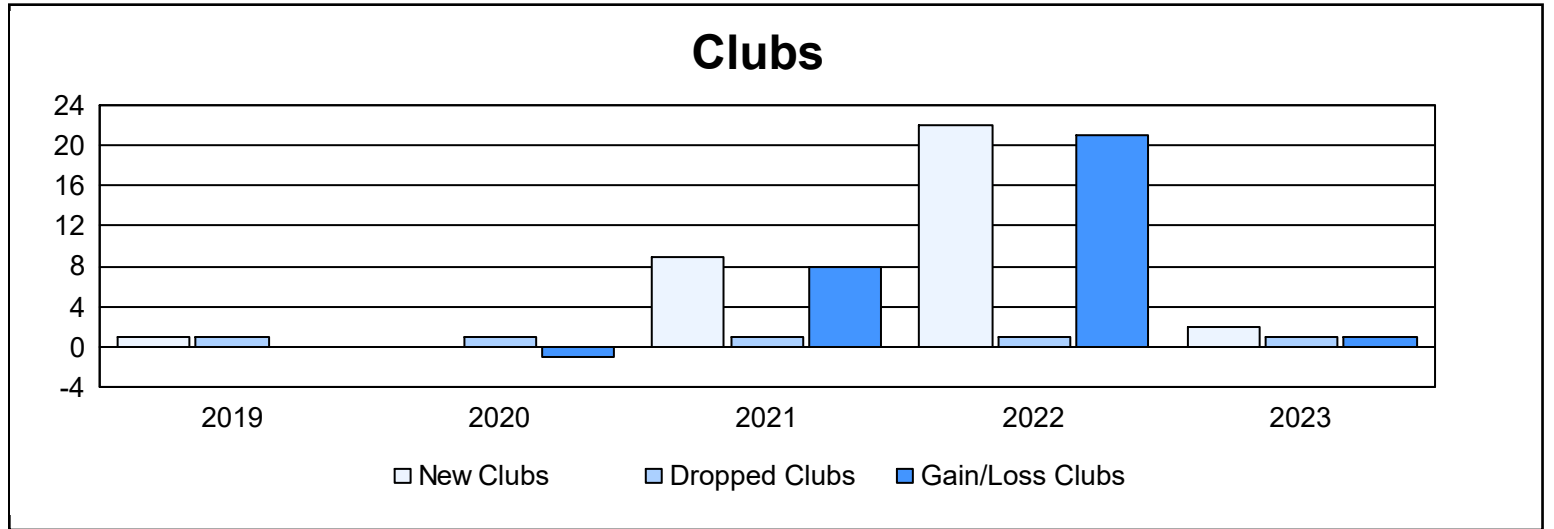
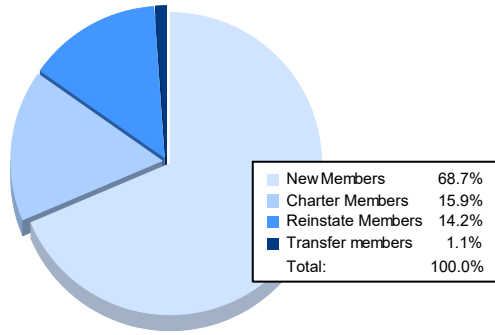


Year	New Clubs	Dropped Clubs	Gain/ Loss Clubs	New Members	Charter Members	Reinstate Members	Transfer Members	Total Member Added	Total Members Dropped	Gain/ Loss Members
2018-2019	1	1	0	211	102	4	2	319	349	-30
2019-2020	0	1	-1	376	34	51	1	462	233	229
2020-2021	9	1	8	456	312	68	20	856	342	514
2021-2022	22	1	21	434	683	17	3	1,137	190	947
2022-2023	2	1	1	246	57	51	4	358	1,493	-1,135
<b>Average</b>	<b>7</b>	<b>1</b>	<b>6</b>	<b>345</b>	<b>238</b>	<b>38</b>	<b>6</b>	<b>626</b>	<b>521</b>	<b>105</b>



### Membership Composition June 2023 Cumulative



### Gender Composition June 2023 Cumulative

